THE DAD'S GUIDE TO MINECRAFT

How to Make A Mushroom Starter House Building Tutorial

LAYER - 1

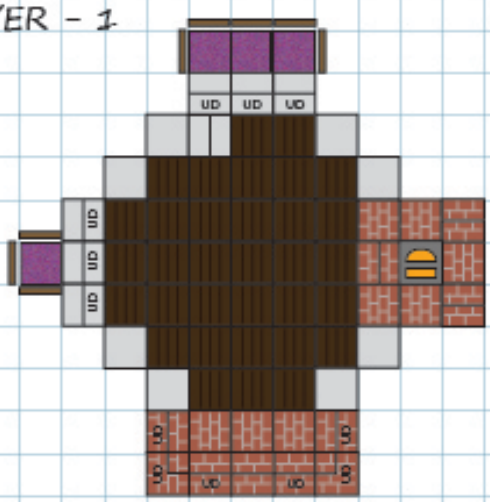

LAYER - 2

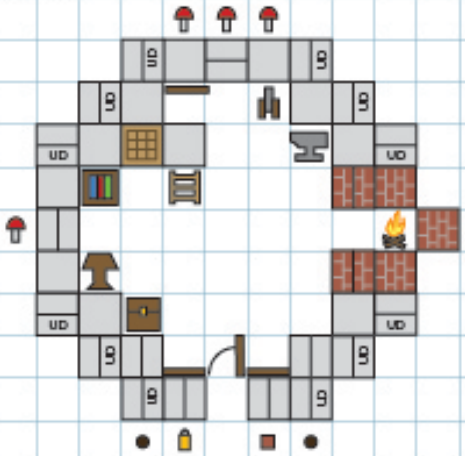

LAYER - 3

LAYER - 4

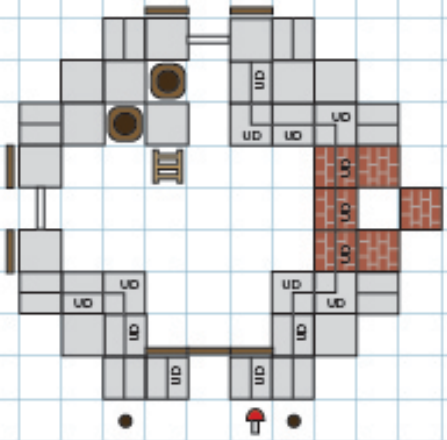

LAYER - 5

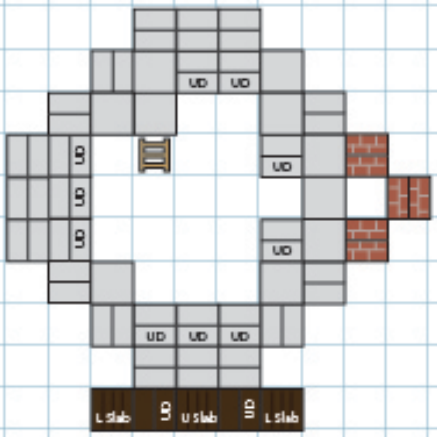

LAYER - 6

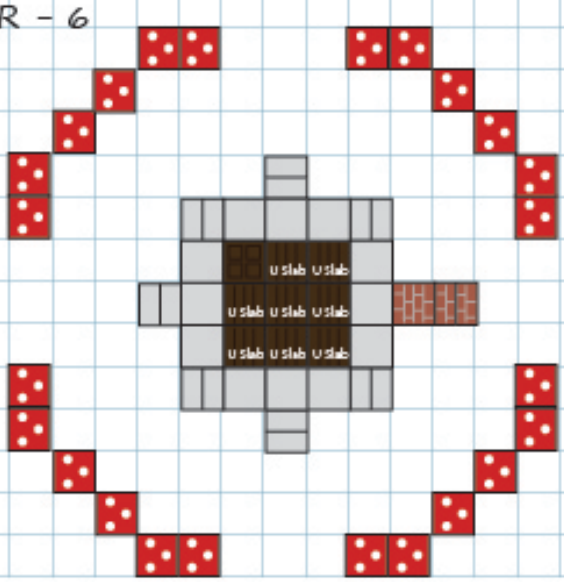

LAYER - 7

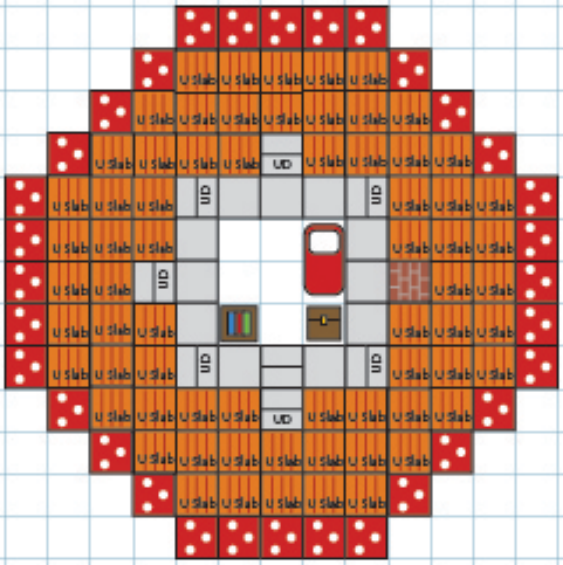

LAYER - 8

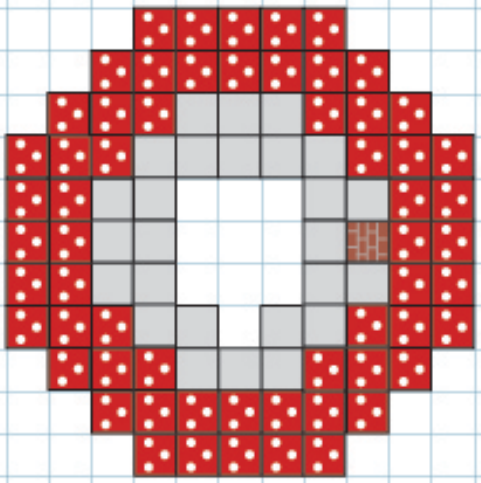

LAYER - 9

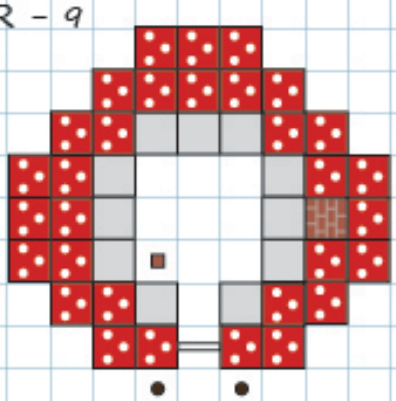

LAYER - 10

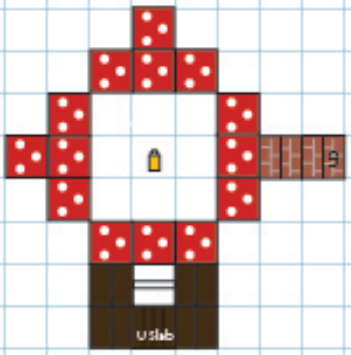

LAYER - 11

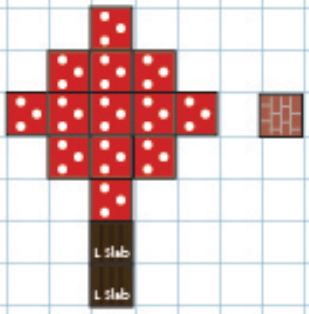

LAYER - 12

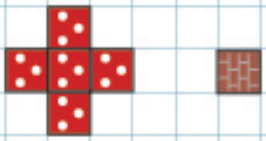

LAYER - 13

LAYER - 14

KEY and Supply List:

- 33 - Dark Oak Plank
- 10 - Dark Oak Upper Slab
- 05 - Dark Oak Lower Slab
- 08 - Dark Oak Fence
- 04 - Dark Oak Stair
- 02 - Dark Oak Upside Down Stair
- 01 - Dark Oak Trap Door
- 24 - Spruce Trap Door
- 01 - Spruce Door
- 121 - Smooth Quartz Block
- 38 - Smooth Quartz Stair
- 48 - Smooth Quartz Upside Down Stair
- 68 - Jungle Wood Upper Slab
- 23 - Brick
- 11 - Brick Stair
- 10 - Brick Upside Down Stair
- 01 - Brick Wall
- 179 - Red Mushroom Block
- 06 - Glass Pain

- 02 - Campfire
- 03 - Chest
- 01 - Bed
- 02 - Barrel
- 01 - Anvil
- 01 - Grindstone
- 05 - Flower Pot
- 03 - Lantern
- 04 - Mycelium
- 01 - Furnace
- 01 - Crafting Table
- 01 - Armor Stand
- 01 - Brewing Stand
- 01 - Lectern
- 04 - Ladder
- 02 - Bookshelf
- 05 - Red Mushroom